

Date Mon 12/04/2023

Job #

## Weather

6:00 AM

34° 

Clear

Wind: 8 MPH | Precipitation: .0" | Humidity: 68%

12:00 PM

51° 

Partially cloudy

Wind: 8 MPH | Precipitation: .0" | Humidity: 38%

4:00 PM

56° 

Partially cloudy

Wind: 7 MPH | Precipitation: .0" | Humidity: 27%

## Work Logs

Name	Description
Cavins Environmental	Cavins Group inspected all equipment and containments and changed all air scrubber filters. Humidity and temperature readings were checked on all three floors in the main area and one exterior reading. Remediation of 305 Pioneer continued—continued cleaning and documentation of SO 115.
Total	

## General Notes

### 1. Exterior: Equipment On-site

2 - 20' Conex Boxes




1 - 150' Boom Lift with a Jib



### 2. 305 Pioneer: Containment Upon Arrival/Departure.



**3. 305 Pioneer: Filter Change**




**4. Exterior: Humidity and Temperature**



**5. 305 Pioneer: Equipment On-site**

- 2 - Air Scrubbers
- 4 - Zip Posts








**6. 311 Local History: Containment Upon Arrival/Departure**



**7. 311 Local History: Filter Change**



**8. 311 Local History: Equipment On-site**

2 - Air Scrubbers





**9. Third Floor - Main Area: Equipment On-site**

1 - Air Scrubber



**10. Garage: Equipment On-site**


- 4 - Air Scrubbers
- 2 - 50' Extension Cord
- 2 - 25' Extension Cords






11. SO 115: Equipment On-site


6 - Air Scrubbers




12. SO 115: Containment Set Up

Set up negative air ductwork for the air scrubbers.









13. SO 201A: Containment Upon Arrival/Departure





14. SO 201A: Filter Change




15. SO 201A: Equipment On-site

- 3 - Air Scrubbers
- 10 - Zip Posts










**16. Second Floor - Southeast Corner: Containment Upon Arrival**



**17. Second Floor - Southeast Corner: Equipment On-site**

- 22 - Zip Posts
- 6 - Air Scrubbers







18. Second Floor - Southeast Corner: Filter Change







**19. Second Floor - Main Area: Equipment On-site**

**1 - Air Scrubber**



**20. Storage Room 303: Containment Expansion**

The containment of 305 Pioneer was expanded due to additional mold growth discovered during the remediation process.



## 21. Storage Room 303: Containment Expansion

Moved everything that was stored in the storage room to office 302 Redbud.




## 22. Storage Room 303: Containment Upon Arrival/Departure



**23. Storage Room 303: Equipment On-site**

- 1 - Air Scrubber
- 2 - Zip Posts




**24. First Floor - Main Area: Equipment On-site**

- 2 - Air Scrubbers




**25. First Floor - Main Area: Filter Change**








**26. First Floor - 149 Storytime: Containment Upon Arrival/ Departure**



**27. First Floor - Bay Windows (Children's Area): Equipment On-site**

- 12 - Zip Posts
- 3 - Air Scrubbers







**28. First Floor - 149 Storytime: Equipment On-site**

- 5 - Zip Posts
- 2 - Air Scrubbers





**29. First Floor - 149 Storytime: Filter Change**




**30. First Floor - Bay Windows (Children's Area): Containment Upon Arrival/Departure**



**31. First Floor - Bay Windows (Children's Area): Filter Change**








**32. First Floor- Southwest Vestibule: Filter Change**



**33. First Floor- Southwest Vestibule: Containment Upon Arrival/ Departure**






**34. First Floor- Southwest Vestibule: Equipment On-site**

- 2 - Zip Posts
- 2 - Air Scrubbers



**35. SO 115: Filter Change**





**36. SO 115: Containment Upon Arrival/Departure**



**37. Garage: Filter Change**






**38. Storage Room 303: Start Mold Remediation**

Mold growth was found on various materials, including the carpet, trim, drywall, and insulation. The carpet tiles had to be removed because of mold growth. The subfloor was dismantled to gain access to the sheetrock in the floor plenum.



back side of flooring


back side of flooring



rust under carpet



mold growth on wood trim




**39. Storage Room 303: Remediation**

Floor panels had to be removed to access the mold growth beneath the floor.



#### 40. SO 201A: Expansion of Containment



#### 41. Southwest Exit Stairwell: Equipment On-site

1 - Air Scrubber



#### 42. Overall Equipment On-site:

- 36 - Air Scrubbers
- 55 - Zip Posts
- 2 - 20' Conex Boxes
- 2 - 25' Extension Cords
- 2 - 50' Extension Cords
- 1 - 150' Boom Lift with a Jib