



Date Tue 12/05/2023

Job #

Weather

6:00 AM

34° 

Clear

Wind: 1 MPH | Precipitation: .0" | Humidity: 71%

12:00 PM

56° 

Clear

Wind: 13 MPH | Precipitation: .0" | Humidity: 33%

4:00 PM

58° 

Clear

Wind: 10 MPH | Precipitation: .0" | Humidity: 31%

Work Logs


Name	Description
Cavins Environmental	Cavins Group arrived on site and suited up in appropriate PPE upon suiting up. All containments were checked for defects, and equipment and air scrubber filters were changed. Temperature and Humidity readings were taken on all three main areas, and an exterior reading was taken. Cavins technician started cleaning/decontaminating items from room 115. Items were fogged with an antimicrobial solution upon entering the cleaning room. Items were then HEPA vacuum and wiped down with an antimicrobial solution. Once Hepa Vacuumed, all items were fogged with an antimicrobial solution for one final cleaning/decontamination. Once cleaned/decontaminated, items were boxed and stored in the on-site conex. All items have been labeled and boxed by location. A list of items was retrieved from room 201A and delivered to the Norman Library - West, per The City of Norman Pioneer Library staff. Cavins technician removed one window in 305 Pioneer, one in 201A, and one on the second floor SE corner; all windows were inside the containment. Cavins technician put up plywood and zip board to secure the area. Glass was removed from a door in the Storytime area and bay window area for negative air exhaust. All windows and doors were boarded up and secured with zip sheeting and zip tape to make the exterior watertight.
Total	

General Notes

1. 305 Pioneer - Containment Upon Arrival/Departure



2. Storage Room 303: Containment Upon Arrival/Departure



3. Storage Room 303: Equipment On-site

- 1 - Air Scrubber
- 2 - Zip Posts






4. 305 Pioneer: Equipment On-site

- 4 - Zip Posts
- 2 - Air Scrubbers









5. Storage Room 303: Filter Change




6. 305 Pioneer: Filter Change



7. Third Floor - Main Area: Equipment On-site

- 1 - Air Scrubber
- 1 - 50' Extension Cord



8. Third Floor - Main Area: Filter Change



9. Third Floor - Main Area: Humidity and Temperature







10. 305 Pioneer: Temperature and Humidity




11. Storage Room 303: Humidity and Temperature



12. 311 Local History: Filter Change




13. 311 Local History: Containment Upon Arrival/Departure



14. 311 Local History: Equipment On-site



2 - Air Scrubbers



15. First Floor bay windows: Zip sheathing install on East Window



16. First Floor - 149 Storytime: Window Removal for Negative Air Ducts



17. 311 Local History: Temperature and Humidity



18. SO 201A: Containment Upon Arrival/Departure




19. SO 201A - Filter Change



20. SO 201A: Equipment On-site

- 10 - Zip Posts
- 3 - Air Scrubbers



21. 305 - Pioneer: Mold Investigation

Further mold was found between the plywood and metal studs beside the window frame. There is a visible light gap through the flashing.




22. SO 201A: Temperature and Humidity





23. 305 Pioneer: Remediation


Cavins technicians HEPA vacuumed all the surfaces in the floor riser system.



24. Second Floor - Southeast Corner: Equipment On-site

- 22 - Zip Posts
- 6 - Air Scrubbers
- 1 - 50' Extension Cord





25. Second Floor - Main Area: Equipment On-site

- 1 - Air Scrubber
- 1 - 25' Extension Cord



26. Second Floor - Main Area: Filter Change



27. Storage Room 303: Remediation

Technicians HEPA vacuumed all the surfaces in containment area.




28. Second Floor - Main Area: Temperature And Humidity




29. Second Floor - Southeast Corner: Containment Upon Arrival/ Departure



30. 305 Pioneer: Window Removal for Negative Air Ducts



31. 2nd Floor - Southeast Corner: Filter changes






32. Second Floor - Southeast Corner: Temperature and Humidity



33. SO 201A: Window Removal for Negative Air Ducts



34. First Floor - Southwest Vestibule: Negative Air Set Up

Windows were removed in and near containments for the negative air setup.




35. Exterior: Equipment On-site


- 2 - 20' Conex Boxes
- 1 - 150' Boom Lift with a Jib



36. First Floor - Main Area: Temperature and Humidity



37. SO 115: Cleaning/Decontamination





38. First Floor - 149 Storytime: Containment Upon Arrival/Departure




39. First Floor - 149 Storytime: Equipment On-site

- 5 - Zip Posts
- 2 - Air Scrubbers



40. First Floor - 149 Storytime: Filter Change



41. First Floor - Bay Windows (Children's Area): Equipment On-site

- 12 - Zip Posts
- 3 - Air Scrubbers
- 1 - 50' Extension Cord





42. First Floor - Bay Windows (Children's Area): Filter Change





43. First Floor - Bay Windows (Children's Area): Containment Upon Arrival/Departure



44. First Floor - Bay Windows (Children's Area): Temperature and Humidity



45. First Floor - 149 Storytime: Temperature and Humidity





46. First Floor - Main Area: Equipment On-site

2 - Air Scrubbers



47. First Floor - Main Area: Filter Change



48. First Floor - Southwest Vestibule - Containment Upon Arrival/Departure



49. First Floor - Southwest Vestibule: Equipment On-site

- 2 - Zip Posts
- 2 - Air Scrubbers



50. First Floor - Southwest Vestibule - Filter Change



51. First Floor - Southwest Vestibule: Temperature and Humidity




52. SO 115: Containment Upon Arrival/Departure



53. SO 115: Equipment On-site

6 - Air Scrubbers



54. SO 115: Filter Change




55. SO 115: Temperature and Humidity




56. Garage: Equipment On-site

- 4 - Air Scrubbers
- 3 - 25' Extension Cords



57. Garage: Filter Change



58. Second Floor - Southeast Corner: Window Removal for Negative Air Ducts




59. SO 201A: Containment Modifications



60. Exterior Equipment on Site:

- 2 - 20' Conex Boxes
- 1 - 50' Boom Lift with a Jib



61. Southwest Exit Stairwell: Equipment On-site

- 1 - Air Scrubber



62. Overall Equipment On-site:

- 36 - Air Scrubbers
- 55 - Zip Posts

2 - 20' Conex Boxes
4 - 25' Extension Cords
3 - 50' Extension Cords
1 - 150' Boom Lift with a Jib