

Norman Public Library Central - Mold

103 W Acres St Norman, OK 73069



Date Sat 12/02/2023

Job #

Weather

6:00 AM

36°

Partially cloudy

Wind: 5 MPH | Precipitation: .0" | Humidity: 96%

12:00 PM

45°

Overcast

Wind: 12 MPH | Precipitation: .0" | Humidity: 82%

4:00 PM

58°

Clear


Wind: 13 MPH | Precipitation: .0" | Humidity: 47%

Work Logs

Name	Description
Cavins Environmental	Cavins Group inspected all equipment and containments and changed all air scrubber filters. Humidity and temperature readings were checked on all three floors in the main area and one exterior reading. Remediation of 305 Pioneer started—continued cleaning and documentation of S0 115.
Total	

General Notes

1. First Floor - 149 Storytime: Containment Upon Arrival/Departure




2. First Floor - 149 Storytime: Equipment On-site


- 2 - Air Scrubbers
- 5 - Zip Posts



3. First Floor - 149 Storytime: Filter Change





4. SO 201A: Containment Upon Arrival/Departure









5. SO 201A: Equipment On-site

- 7 - Zip Posts
- 2 - Air Scrubbers



6. SO 201A: Filter Change



7. 305 Pioneer: Filter Change





8. 305 Pioneer: Containment Upon Arrival/Departure



9. 305 Pioneer: Equipment On-site

- 4 - Zip Posts
- 2 - Air Scrubbers



10. 311 Local History: Containment Upon Arrival/Departure



11. 311 Local History: Equipment On-site

2 - Air Scrubbers



12. 311 - Local History: Filter Change



13. Exterior: Temperature and Humidity



14. First Floor - Bay Windows (Children's Area): Containment Upon Arrival/Departure




15. First Floor - Bay Windows (Children's Area): Filter Change



16. First Floor - Bay Windows (Children's Area): Equipment On-site

- 12 - Zip Posts
- 3 - Medium Air Scrubbers
- 1 - 50' extension cord





17. First Floor - Main Area: Temperature and Humidity




18. First Floor - Main Area: Equipment On-site



2 - Air Scrubbers



19. First Floor - Main Area: Filter Change



20. First Floor - Southwest Vestibule: Containment Upon Arrival/ Departure



21. First Floor - Southwest Vestibule: Equipment On-site

2 - Air Scrubbers

2 - Zip Posts





22. First Floor - Southwest Vestibule: Filter Change







23. Garage: Equipment On-site

- 4 - Air Scrubbers
- 3 - 50' Extension Cord
- 1 - 25' Extension Cord





24. Garage: Filter Change



25. Overall Equipment on Site:

- 31 - Air Scrubbers
- 52 - Zip Post
- 2 - 20' Conex
- 4 - 50' Extension Cord
- 1 - 25' Extension Cord

26. Second Floor - Main Area: Filter Change



27. Second Floor - Main Area: Temperature and Humidity



28. Second Floor - Southeast Corner: Equipment On-site




- 22 - Zip Posts
- 6 - Medium Air Scrubbers








29. Second Floor - Southeast Corner: Filter Change







30. Second Floor - Southeast Corner: Containment Upon Arrival/Departure



**31. Southwest Stairwell: Equipment On-site
1 - Air Scrubber**







32. Southwest Stairwell: Filter Change




33. SO 115: Containment Upon Arrival/Departure



34. SO 115: Filter Change





35. Third Floor - Main Area: Equipment On-site
1 - Air Scrubber




36. Third Floor - Main Area: Filter Change



37. Third Floor - Main Area: Temperature and Humidity




38. 305 - Pioneer - start mold demolition process





39. Second Floor - Main Area: Equipment On-site


1 - Air Scrubber



40. Exterior: Equipment On-site
2 - 20' Conex



41. SO 115: Equipment On-site
3 - Air Scrubbers



42. 305 Pioneer: Microbial Growth


During demolition, microbial growth was found on a variety of surfaces, including sheetrock and insulation.



43. No trespassing



44. Restricted Area/SDS Sheets



45. SDS Sheets



46. 305 Pioneer: Remediation

Upon removing sheetrock in the 305 Pioneer room, the microbial growth has spread into the adjacent storage room 303; additional containment will need to be set to be remediated alongside 305 Pioneer. The microbial growth has spread between the floors, requiring further demolition for remediation.





47. SO 201A: Containment Expansion

Based on the measurements from the containments in the rooms above (305 Pioneer and Storage Room 303), the containment will need to be expanded, possibly into the adjacent space, the I.T. lab closet. There are signs of water intrusion coming from the third floor, staining the ceiling tiles on the second floor in these areas. On the first floor, there are water trails around the same area, which means there is potential for microbial growth in the floor between the second and first floors. It will be known once the remediation process has begun in 201A.

