

Date Fri 12/08/2023

Job #

## Weather

6:00 AM

58° 

Overcast

Wind: 14 MPH | Precipitation: .0" | Humidity: 88%

12:00 PM

66° 

Clear

Wind: 17 MPH | Precipitation: .0" | Humidity: 57%

4:00 PM

64° 

Clear

Wind: 15 MPH | Precipitation: .0" | Humidity: 42%

## Work Logs

Name	Description
Cavins Environmental	<p>Cavins Group arrived on site and suited up in appropriate PPE. Upon suiting up all containments and equipment were checked for defects. Filters were changed in all air scrubbers. Temperature and humidity readings were taken in all contained areas, all three floors in the main area, and outside.</p> <p>The cleaning process was completed in Room 305 and it will be in the air scrubbing process over the weekend and will be ready for post remediation verification testing on Tuesday, December 12, 2023.</p> <p>Room 201A had it's initial round of cleaning and is ready for further remediation action on structural items.</p> <p>Demo in the stairwell began under the roof access landing and significant microbial growth was found. Additional demo was performed on the third floor deck door, and ground level under the stairs. Two additional air scrubbers were added to the stairwell containment due to the expansive nature of the mold colonies found during the demo process.</p>
Total	

## General Notes

### 1. Exterior: Equipment

2 - Conex






## 2. Exterior: Temperature And Humidity



## 3. 305 Pioneer: Equipment

- 2 - Air Scrubbers
- 4 - Zip post
- 1 - Fogger




## 4. Stairwell - Remediation:


Demo began under the roof access landing in the stairwell and a significant amount of microbial growth was found in this area. This mold colony travels down to the third floor landing and potentially farther down.

Mold was also found around the bottom of the third floor, deck door.

Mold growth was also found on the NE corner at the top of the stairwell and travels all the way to the first floor. There was microbial growth found here underneath the stairwell. Water trails are visible throughout the area on metal framing and drywall.







Deck Door (3rd Floor)





Under Stairs On Ground Level




### 5. 305 Pioneer: Temperature and Humidity




## 6. 305 Pioneer - Cleaning Phase:

All surfaces were cleaned with a HEPA vacuum, wiped down with an antimicrobial, and the containment area was fogged with an antimicrobial product.



## 7. 305 Pioneer: Filter Changes





**8. Stairwell - Containment Upon Arrival/Departure**



**9. 305 Pioneer: Containment upon Arrival/Departure**



**10. Stairwell - Equipment On-Site**

- 3 - Air Scrubbers
- 1 - 100 Foot Extension Cord

Two air scrubbers were added due to significant microbial growth found during the demo process.



**11. Third Floor - Main Area: Filter Change**



**12. 311 Local History: Equipment**

- 2 - Air Scrubbers
- 1 - Fogger



**13. Third Floor - Main Area: Temperature/Humidity**



**14. 311 Local History: Containment Upon Arrival/Departure**






**15. Third Floor - Main Area: Equipment**

- 1 - Air Scrubber
- 1 - 50' Extension Cord






16. 311 Local History: Filter Changes



17. 311 Local History: Temperature And Humidity



18. 303 Storage: Filter Changes



19. 303 Storage: Equipment  
1 - Air Scrubber  
2 - Zip Posts  
1 - HEPA Vacuum




20. 303 Storage: Containment Upon Arrival/Departure




21. 303 Storage: Temperature and Humidity



22. 303 Storage: Cleaning Process  
All surfaces will be HEPA vacuumed, wiped down, and fogged.




**23. 201A Staff Only: Equipment On-Site**  
 9 - Zip Posts  
 3 - Air Scrubbers  
 1 - Fogger




**24. 201A Staff Only: Filter Changes**





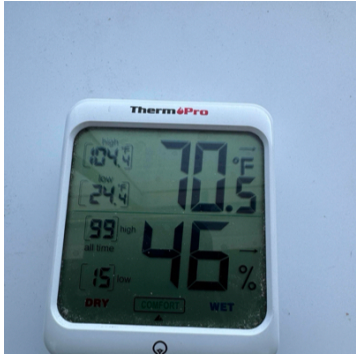
**25. Second Floor - Southeast Corner: Containment Upon Arrival/Departure**



**26. 201A Staff Only: Containment upon Arrival/Departure**




**27. 201A Staff Only: Temperature and Humidity**




**28. Second Floor - Southeast Corner: Equipment**





- 22 - Zip Posts
- 6 - Air Scrubbers
- 1 - 50' Extension Cord
- 1 - Fogger









29. Second Floor - Southeast Corner: Filter Changes







**30. Second Floor - Southeast Corner: Temperature and Humidity**



**31. Second Floor - Main Area: Equipment On-Site**

- 1 - Air Scrubber
- 1 - 25' Extension Cord



**32. Second Floor - Main Area: Filter Changes.**



**33. Second Floor - Main Area: Temperature And Humidity**



### 34. Stairway: Filter Changes



### 35. Stairwell: Temperature and Humidity




- 36. 149 Story Time: Equipment
- 2 - Medium Air Scrubbers
- 5 - Zip Posts
- 1 - Fogger





**37. 149 Story Time: Filter Changes**





**38. 149 Story Time: Containment upon Arrival/Departure**



**39. 149 Story Time: Temperature and Humidity**




**40. First Floor - Main Area: Filter Changes**



**41. First Floor - Main Area: Equipment  
2 - Large Air Scrubbers**






**42. First Floor - Bay Windows Children's Area: Containment Upon Arrival/Departure**



**43. First Floor - Bay Windows Children's Area: Equipment**

- 10 - Zip Posts
- 3 - Medium Air Scrubbers
- 1 - Fogger
- 1 - 50 Foot Extension Cord






44. First Floor - Main Area: Temperature and Humidity



45. First Floor - Bay Windows Children's Area: Filter Changes



46. First Floor - Bay Windows Children's Area: Temperature And Humidity

47. First Floor - Southwest Vestibule: Containment Upon Arrival/Departure



**48. First Floor - Southwest Vestibule: Equipment**  
2 - Medium Air Scrubbers  
2 - Zip Posts  
1 - Fogger



**49. First Floor - Southwest Vestibule: Filter Changes.**






**50. First Floor - Southwest Vestibule: Temperature And Humidity.**



**51. Garage: Equipment.**

- 1 - Large Air Scrubber
- 3 - Medium Air Scrubbers
- 1 - 25 Foot Extension Cord
- 2 - 50 Foot Extension Cords
- 1 - Fogger







**52. Garage: Containment Upon Arrival/Departure**






### 53. Garage: Filter Changes




### 54. Garage: Temperature And Humidity



**55. SO 115: Equipment**


- 1 - Large Air Scrubber
- 5 - Medium Air Scrubbers
- 1 - Fogger



**56. SO 115: Containment Upon Arrival/Departure**



**57. SO 115: Filter Changes**



58. SO 115: Temperature And Humidity




**59. Overall Equipment Count:**

- 57 - Zip Posts
- 38 - Air Scrubbers
- 5 - Foggers
- 1 - 100 Foot Extension Cord
- 2 - 50 Foot Extension Cords
- 5 - 25 Foot Extension Cords
- 2 - Conex Boxes

**60. 303 Storage: Antimicrobial Fog Treatment**



**61. 305 Pioneer: Antimicrobial Fog Treatment**



**62. 201A Staff Only: Post Remediation Cleaning**

Large debris was removed first with the pull behind HEPA vacuum and small debris was cleaned up with the backpack HEPA vacuum. Debris was also removed from the floor cavity that was exposed in the remediation process.



**63. 201A Staff Only: Potential Source of Water Intrusion**  
Daylight is visible through a gap in the tall window frame.

