

Date Fri 03/08/2024

Job #

## Weather

6:00 AM

51° 

Overcast

Wind: 15 MPH | Precipitation: .0" | Humidity: 93%

12:00 PM

51° 

Overcast

Wind: 24 MPH | Precipitation: .0" | Humidity: 84%

4:00 PM

39° 

Rain, Overcast


Wind: 26 MPH | Precipitation: .03" | Humidity: 93%


## Work Logs

Name	Description
Cavins Environmental	Cavins technician conducted a site inspection due to the fact of rainy weather the night before and the pertinent repairs not being performed yet. Thermal imaging, moisture readings and a visual assessment were done in all of the affected areas in order to determine possible water intrusion, upon arrival visible signs of water intrusion were noticed in the third-floor stairwell landing and opposing wall, drying equipment was set-up, and an antimicrobial biocide treatment was applied in all areas of concern.
Total	



## General Notes

### 1. First Floor - 149 Story Time: Thermal Imaging








## 2. First Floor - Bay Window: Thermal Imaging



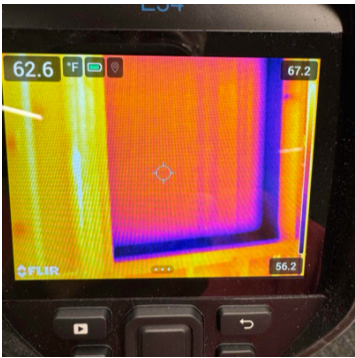
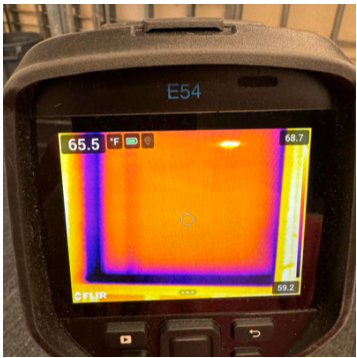





## 3. First Floor - Children's Area Entrance: Thermal Imaging




## 4. First Floor - SW Vestibule Entrance: Thermal Imaging




5. First Floor - SO 115: Thermal Imaging





6. Second Floor - SE Corner: Thermal Imaging




**7. Second Floor - 201 A Staff: Thermal Imaging**





**8. Third Floor - 311 Local History: Thermal Imaging**


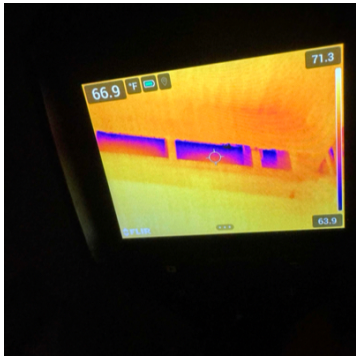


9. Third Floor - 305 Pioneer Room: Thermal Imaging




10. Stairwell: Thermal Imaging





### 11. Third Floor - 303 Storage Room: Thermal Imaging



### 12. Unaffected Area temperature and humidity



### 13. Stairwell - Temperature and Humidity







### 14. Stairwell- Moisture Readings



**15. Stairwell - Thermal Imaging**

Landing and wall behind interior brick wall has visible moisture.



**16. Stairwell - Equipment**

- 5 - Axial Fans
- 2 - DHU





17. Stairwell - initial photos



18. Third floor - Stair well wall: Temperature and Humidity



19. Third floor - Stairwell wall: initial photos





20. Third floor - Stairwell wall: Thermal imaging



21. Third floor - Stairwell wall: Equipment

- 1 - Axial Fan
- 1 - DHU



22. Third floor - Stairwell wall: Moisture readings



23. Third Floor - Stairwell wall: DHU readings



24. Stairwell - DHU Readings



25. Biocide treatment of all affected areas







26. Exterior - temperature and humidity



**27. Third Floor - Stairwell Wall: Overall Equipment**

